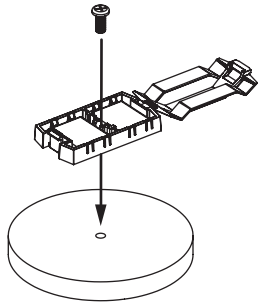


Snap Wrap Elite

O & M Manual

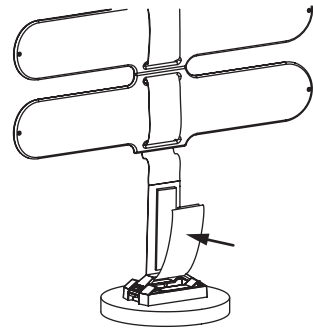
Cleaning Guidelines:
Only use non-solvent based cleaner

1



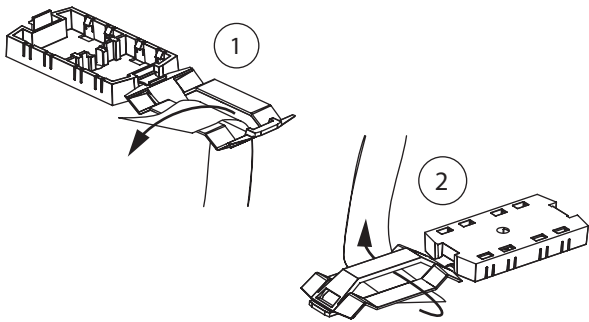
Attach Magnet to Base with Screws.

2



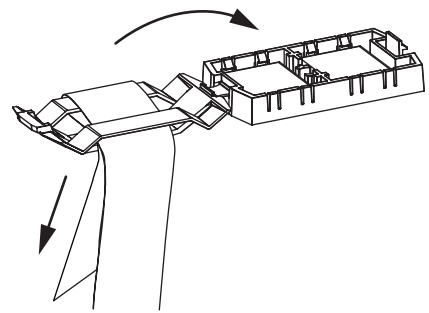
Attach Velcro loop through Magnet clip.

3



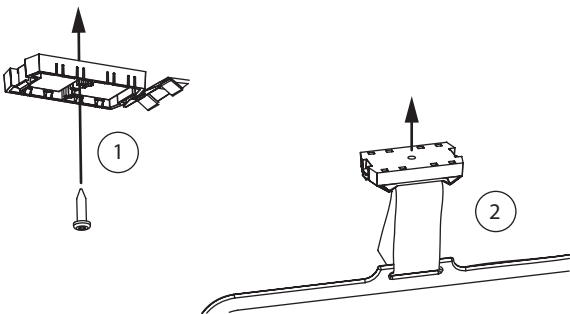
Weave top ribbon through magnet clip as pictured.

4



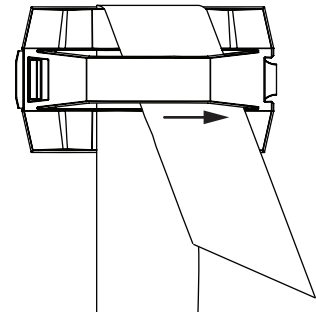
Pull ribbon tight. Close Magnet Clip.

5



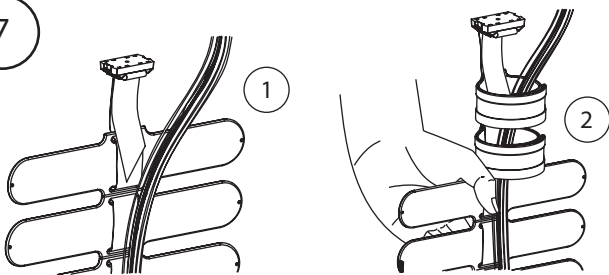
Attach top magnet clip by either screwing to surface or attaching using magnets.

6



Pull Ribbon into notch to lock off.

7



Bundle cables together. Close each link section around the cables.

Add/ Remove Link:

Weave ribbon through link as pictured.

